



UNITED ARAB EMIRATES
MINISTRY OF EDUCATION




Abdulla Al Ghurair
Foundation

The **BIG GREEN** Legacy

Educator Guide for Facilitating The BIG GREEN Legacy

Academic Year 2024 / 2025

Version 1



Be Part of The BIG GREEN Legacy: Empowering UAE Youth for a Sustainable Future

Background

Building on the success of the BIG GREEN Lesson 2023 and in line with our commitment to UNESCO's Greening Education Partnership, the Ministry of Education is excited to launch "The BIG GREEN Legacy"—an annual initiative to accelerate access to quality climate and environmental education. At the heart of this initiative is The BIG GREEN Legacy Pulse, a gamified and play-based survey designed for UAE youth to share their voice on climate education. We are dedicated to using their responses to shape policies and greening curriculum content.

Who can take part in The BIG GREEN Legacy Pulse (BGL Pulse)

Every response matters. Our national KPI is: **100% of UAE youth (aged 12-22) participating in the student survey**, with school participation data published on The BIG GREEN Legacy website.

How many lessons are there? Where will I find the time to deliver this?

There are twelve 45-minute lessons—six in Term One and six in Term Two. For public schools, these lessons are included in the English Language instructional planner and for private schools, in the Moral Education planners. We do however encourage all subjects to get involved. **Lesson 3 – Where students answer The BIG GREEN Legacy Pulse must be delivered during specified dates (see page 3).**

What resources have been created, and how do I access them?

Lesson plans, PowerPoints, handouts, and videos are available in English, Arabic, French, Spanish and Chinese on The BIG GREEN Legacy website: <https://youth.greeningeducation.ae>.

Where does the data collected go? Is it anonymous?

Reassure students that there are no right or wrong answers. This is not an exam or a test. Participation is completely anonymous, there is no way that student responses can be traced back to them as individuals. The school name is collected only to track participation numbers on our website and is not linked to individual responses.

This initiative is not a judgment on students or their teachers; it's an opportunity to understand what youth in the UAE think and feel about climate change and the environment. The results of The BIG GREEN Legacy Pulse will then be used to inform education policy and climate change education in the UAE.

Who can I contact if I have any questions?

Please read through this guide, which may answer your questions first, and visit <https://youth.greeningeducation.ae> for more information. If your question is not answered using these resources, you may email bgl@moe.gov.ae.

Term 1 Lessons Topic Overview

All lessons are accessible on The BIG GREEN Legacy website: <https://youth.greeningeducation.ae>. Lessons have been designed as a complete offline package, including videos, PowerPoints and lesson plans in one folder. If lesson resources are not yet released, the lesson plan will still be available for download.

Each 45-minute lesson is scaffolded for lower primary, upper primary, middle and high school levels, ensuring that the content is appropriate for different age groups.

It's important for students to engage fully with the lessons – so don't worry if you fall slightly behind the below suggested teaching weeks. However, **Lesson 3 must be delivered during specific weeks**, as this is when students will participate in The BIG GREEN Legacy Pulse.



Lesson 1

Teaching Week: 23rd Sept - 27th Sept

Reflect on the concept of "legacy" and understand how our actions today impact the future.

Lesson 2

Teaching Week: 7th Oct - 11th Oct

Emphasise the importance of youth voices in our legacy and why every young person should take part.



Lesson 3

Teaching Week: 21st Oct - 25th Oct

Play The BIG GREEN Legacy Pulse, a gamified and play-based survey experience.

Lesson 4

Teaching Week: 28th Oct - 1st Nov

Explore the lifestyles of previous generations and compare with today's way of living, focusing on our ancestors' relationship with nature.



Lesson 5

Teaching Week: 4th Nov - 8th Nov

Examine how diverse groups in the UAE are contributing to environmental sustainability and creating sustainable cities.

Lesson 6

Teaching Week: 11th Nov - 14th Nov

Learn about how businesses in the UAE are taking innovative approaches to 'waste' through the circular economy.



Lesson Structure

The lessons are best experienced with the use of a projector and speakers in the classroom. You can download the lessons from <https://youth.greeningeducation.ae>. When you download the folder, you will find all handouts, lesson plans, videos, and presentations. The video is provided as an offline file. Each lesson follows the same structure: Think; Watch; Read; Act; Reflect.



Think

The first activity invites students to think about an image or a question providing students with time to think about the topic of the lessons.



Watch

A short video to watch which will be inside your lesson folder downloaded from the BIG GREEN Legacy website. You will need to minimise the presentation and open the video on this slide before returning back to the presentation.



Read

A reading activity. This may be a song, a piece of text or instructions to read.



Act

Students will take part in an activity. This could be completing The BIG GREEN Legacy Pulse or creating a piece of creative work.



Reflect

Each lesson finishes with a reflection task allowing students to reflect on what they have learned this lesson.

Completing The BIG GREEN Legacy Pulse

Remember, your IT department needs to unblock three websites for students to access the BGL Pulse:

- <https://client.playverto-uae.com> (suggested the whole website *playverto-uae.com is unblocked)
- <https://playverto.com>
- <https://youth.greeningeducation.ae> (suggested the whole website *greeningeducation.ae is unblocked)

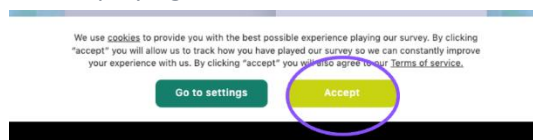
The BGL Pulse can be accessed on any device with a web browser: mobile phones, tablets and computers.

The best mobile or tablet browser to use are:

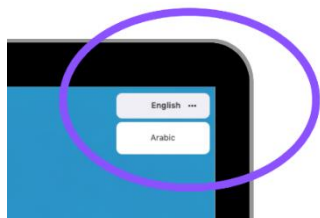
- Chrome if using Android device
- Safari if using an Apple device

Instructions for students to play the BGL Pulse:

1. Students will open the website <https://youth.greeningeducation.ae> and click the 'student' button.
2. Before playing the BGL Pulse, students will need to accept the cookie notice.



3. Students can select the language they feel most comfortable responding in (between Arabic, English, French, Spanish or Chinese)



4. Students will be asked for the school they attend. This is for participation statistics only and for your school to appear on our participation map. School names are not linked to responses. Students can enter their school name in English, Arabic or enter their school ID number if they are in a public school e.g 8079

Type or scroll

What is the name of your school?

--Select an option-- ▼

School participation data will be published on our website in the form of a map. Encourage your students to complete the BGL Pulse for your school to appear on the map.

Remember to remind students that The BGL Pulse is not a test, and that there are no right or wrong answers. Participation is completely anonymous, there is no way that student responses can be traced back to them as individuals. This initiative is not a judgment on them or their teachers; it's an opportunity to understand what youth in the UAE think and feel about climate change and the environment. The school name is collected only to track participation numbers on our website and is not linked to individual responses.

Top Tips for Implementing The BIG GREEN Legacy

Raise Awareness

Launch The BIG GREEN Legacy in an assembly for each year group. Emphasise the importance of participation and consider expanding the lesson themes into theme weeks to create a school-wide focus on sustainability.

Coordinate with IT

Ensure these websites are unblocked (whitelisted) for students so they can access the Greening Education Pulse during lesson three (and ensure students test before lesson three):

- <https://client.playverto-uae.com> (suggested the whole website *playverto-uae.com is unblocked)
- <https://playverto.com>
- <https://youth.greeningeducation.ae> (suggested the whole website *greeningeducation.ae is unblocked)

Communicate with Parents

A template letter has been included at the end of this guide. Use it to inform parents about the objectives and timeline, encouraging them to reinforce the themes at home.

Ensure Device Access

Make sure students have access to a device for Lesson 3 or schedule time in the computer room. Students can also access the BIG GREEN Legacy Pulse at home and on their mobile phones.

Engage All Staff

While specific subjects have dedicated time, a whole-school approach offers the best chance for success. Encourage all staff to integrate the themes into their lessons.

Recognise and Celebrate

Positive reinforcement builds confidence. Recognise pledges and efforts that positively impact sustainable practices, whether through awards, shout-outs in assemblies, or displays.

Foster Student Leadership

Encourage students to take ownership of the initiative by forming a Green Team or similar group to lead activities and promote sustainability throughout the school.

Share Success Stories

Document and share your school's progress and successes with the wider community through newsletters, social media, and the school's website. This not only builds momentum but also inspires others.



The BIG GREEN Legacy

Dear Parents,

Following on from the success of COP28's BIG GREEN Lesson, the UAE Ministry of Education are excited to announce The BIG GREEN Legacy. This exciting initiative integrates youth voice into greening curriculum through a gamified student survey via the following link: <https://youth.greeningeducation.ae/>.

The BIG GREEN Legacy will include:

- 12 Lessons to be delivered throughout the academic year, with lesson guidance provided.
 - 6 lessons in Term 1 and 6 lessons in Term 2
 - Available across 4 levels of learning (Primary through to high school)
 - Available in English, Arabic, French, Spanish and Mandarin
- Interactive Student Survey (Greening Education Pulse) in Lesson 3
- An annual report documenting the actions taken as a result of students' responses

The BIG GREEN Legacy will follow the below pacing schedule:

Week Commencing	Week of term	The BIG GREEN Legacy Lesson Number
23 rd September	5	The BIG GREEN Legacy Lesson 1
7 th October	7	The BIG GREEN Legacy Lesson 2
21st October	9*	The BIG GREEN Legacy Lesson 3
28 th October	10	The BIG GREEN Legacy Lesson 4
4 th November	11	The BIG GREEN Legacy Lesson 5
11 th November	12	The BIG GREEN Legacy Lesson 6

*Week 9 – The Student Survey will be delivered in Lesson 3. It is essential that Lesson 3 is delivered during the assigned week to allow ample time for data analysis ahead of COP29.

*The BIG GREEN Legacy has been embedded into the English Language instructional planners in public schools and in the Moral Social and Culture instructional planners in private schools to allow time for delivery.

initiative. Your involvement and communication with teachers and school administrators are key to the success of this programme.

Thank you for your dedication to your children's education and for supporting innovative initiatives. We are confident that The BIG GREEN Legacy will positively impact your children and school community, fostering a legacy of environmental stewardship and climate education.

Warm regards,