



UNITED ARAB EMIRATES  
MINISTRY OF EDUCATION



Abdulla Al Ghurair  
Foundation

 play verto™



# The **BIG GREEN** Legacy

## Lesson One

Reflect on the concept of "legacy" and understand how our actions today impact the future.

## Lesson Two

Explore feelings about the environment and understand how our actions affect nature.

## Lesson Three

Engage in The Big Green Legacy Pulse, a gamified and play-based survey experience.

## Lesson Four

Compare the lifestyles of previous generations with today's way of living, focusing on their relationship with nature.

## Lesson Five

Examine how diverse groups in the UAE are contributing to environmental sustainability.

## Lesson Six

Learn about the UAE's innovations and new technologies aimed at enhancing climate resilience.





UNITED ARAB EMIRATES  
MINISTRY OF EDUCATION



Abdulla Al Ghurair  
Foundation



# *The* **BIG GREEN** *Legacy*

## **Lesson Two** **Lower Primary**

- *Identify* and express different emotions related to environmental situations.
- *Explain* how human actions can impact the environment positively or negatively.
- *Describe* ways to make the environment "happy" through simple, positive actions.



# Teacher's Guide.

In this lesson, we will explore our feelings about the environment and how human actions impact nature.

The lesson introduces emotional and environmental vocabulary, followed by a simple story illustrating the effects of human actions on a forest.

We will then engage in visual activities, expressing our emotions about different environmental scenarios using emoji faces. This helps us connect our feelings to various situations affecting nature. The lesson concludes with a reflection on actions that make the environment "happy" or "sad," encouraging us to think about our own role in protecting nature.

## Lesson Downloads

- Lesson Plan
- Presentation
- Sequencing Handout (optional)
- Offline version of the lesson

## Resources Required

- Smartboard



**Think**



**Watch**



**Read**



**Act**



**Reflect**


# Think.

Let's talk about our feelings!


1



2



3



4



5



6



What feelings words do you know?



**Think**



**Watch**



**Read**




**Act**



**Reflect**

# Think.

Let's talk about our feelings and the environment!



How does the picture make you feel?



**Think**



**Watch**



**Read**



**Act**



**Reflect**

# Read.

## The Changing Forest



Once there was a beautiful forest. It had lots of trees and happy animals.

People cut down the trees. The animals became sad, they had no food and no home!

Some kind children saw the sad animals. They felt worried, so they planted new trees.

Slowly, the trees grew. The forest was beautiful! The animals and the children were happy again.



**Think**



**Watch**



**Read**



**Act**




**Reflect**



# Read.

## The Changing Forest



Can you remember the story?

Put the pictures in the correct order.



**Think**



**Watch**



**Read**



**Act**




**Reflect**

# Read.

## The Changing Forest

1



2



3



4



5



**Think**



**Watch**



**Read**



**Act**



**Reflect**



# Act.

How do you feel?

1



2



**Think**



**Watch**



**Read**



**Act**



**Reflect**

# Act.

How do you feel?

3



4



**Think**



**Watch**



**Read**



**Act**



**Reflect**



# Act.

How do you feel?

5



6



**Think**



**Watch**



**Read**



**Act**



**Reflect**



# Act.

How do you feel?

7



8



**Think**



**Watch**



**Read**



**Act**




**Reflect**



# Reflect.

How does OUR ENVIRONMENT feel?



What can we do TODAY?



**Think**



**Watch**



**Read**



**Act**



**Reflect**